



# **SIGNALS AND SYSTEMS**

**For**  
**ELECTRICAL ENGINEERING**  
**INSTRUMENTATION ENGINEERING**  
**ELECTRONICS & COMMUNICATION ENGINEERING**



# SIGNALS AND SYSTEMS

## SYLLABUS

### ELECTRONICS AND COMMUNICATION ENGINEERING

Definitions and properties of Laplace transform, continuous-time and discrete-time Fourier series, continuous-time and discrete-time Fourier Transform, DFT and FFT, z-transform. Sampling theorem. Linear Time-Invariant (LTI) Systems: definitions and properties; causality, stability, impulse response, convolution, poles and zeros, parallel and cascade structure, frequency response, group delay, phase delay. Signal transmission through LTI systems.

### ELECTRICAL ENGINEERING

Representation of continuous and discrete-time signals; shifting and scaling operations; linear, time-invariant and causal systems; Fourier series representation of continuous periodic signals; sampling theorem; Fourier, Laplace and Z transforms.

### INSTRUMENTATION ENGINEERING

Periodic and aperiodic signals. Impulse response, transfer function and frequency response of first- and second order systems. Convolution, correlation and characteristics of linear time invariant systems. Discrete time system, impulse and frequency response. Pulse transfer function. IIR and FIR filters.

# ANALYSIS OF GATE PAPERS

Exam Year	ELECTRONICS			ELECTRICAL			INSTRUMENTATION		
	1 Mark Ques.	2 Mark Ques.	Total	1 Mark Ques.	2 Mark Ques.	Total	1 Mark Ques.	2 Mark Ques.	Total
2003	4	3	10	-	-	-	3	9	21
2004	3	6	15	1	2	5	3	8	19
2005	6	6	18	-	4	8	3	3	9
2006	3	3	9	3	4	11	-	8	16
2007	1	4	9	2	5	12	2	3	8
2008	2	8	18	2	7	16	3	7	17
2009	3	5	13	1	3	7	2	4	10
2010	2	3	8	2	4	10	6	3	12
2011	3	4	11	2	2	6	7	3	13
2012	2	3	8	2	4	10	4	3	10
2013	7	3	13	6	1	8	7	3	13
2014 Set-1	4	4	12	2	3	8	4	2	8
2014 Set-2	3	3	9	2	2	6	-	-	-
2014 Set-3	4	4	12	3	3	9	-	-	-
2014 Set-4	4	4	12	-	-	-	-	-	-
2015 Set-1	2	3	8	2	2	6	2	6	14
2015 Set-2	5	4	13	1	4	9	-	-	-
2015 Set-3	4	6	16	-	-	-	-	-	-
2016 Set-1	4	4	12	4	3	10	4	4	12
2016 Set-2	1	2	5	5	2	9	-	-	-
2016 Set-3	3	4	11	-	-	-	-	-	-
2017 Set-1	3	4	11	2	2	6	2	3	8
2017 Set-2	2	3	8	2	2	6	-	-	-

# CONTENTS

Topics	Page No
<b>1. INTRODUCTION TO SIGNALS &amp; SYSTEMS</b>	
1.1 Introduction to Signals	01
1.2 Classification of Signals	01
1.3 Operation on a Signal	03
1.4 Important Signals	06
1.5 Even and Odd Signal	15
1.6 Periodic and Non periodic Signals	18
1.7 Energy and power signals	19
1.8 Classification of Systems	21
1.9 Static [Memoryless] & Dynamic [with memory]	21
1.10 Linear System & Non linear system	22
1.11 Time Invariant and Time - varying systems	22
1.12 Causal & Non causal system	23
1.13 Stable and Unstable Systems	24
1.14 Invertible and Inverse System	24
<b>2. LINEAR TIME INVARIANT SYSTEM &amp; CONVOLUTION</b>	
2.1 LTI System	26
2.2 The frequency response of continuous-time LTI Systems	27
2.3 Filtering	27
2.4 Convolution	29
2.5 Properties of Convolution	29
2.6 Convolution of Standard Signal	30
<b>3. FOURIER SERIES &amp; FOURIER TRANSFORM</b>	
3.1 Trigonometric Fourier Series	34
3.2 Symmetry Condition	35
3.3 Complex or Exponential form of Fourier Series	37
3.4 Fourier Transform	39
3.5 Fourier transform of Standard signal	40
3.6 Properties of the Continuous - Time Fourier Transform	41
3.7 Fourier Transform of periodic Signal	46
3.8 Rayleigh's Energy theorem or Parseval's power theorem	51
3.9 Correlation	53
<b>4. LAPLACE TRANSFORM</b>	
4.1 Introduction to the Laplace Transform	53

4.2	The Region of Convergence	53
4.3	Properties of the ROC	54
4.4	Properties of the Laplace Transform	56
4.5	The Inverse Laplace Transform	57
4.6	The System Function	58
4.7	Characterization of LTI Systems	58
4.8	The Unilateral Laplace Transform	59
<b>5.</b>	<b>Z-TRANSFORM</b>	
5.1	Introduction to Z- Transform	63
5.2	The Region of Convergence	63
5.3	Properties of the Region of Convergence (ROC)	65
5.4	The Inverse Z- Transform	67
5.5	Function of Discrete – Time LTI Systems	68
5.6	The Unilateral Z- Transform	70
5.7	Relationship Between Z and Laplace Transform	70
<b>6.</b>	<b>DISCRETE – TIME FOURIER TRANSFORM</b>	
6.1	Introduction to DTFT	71
6.2	Properties of Discrete Time Fourier Transform	72
6.3	Discrete Fourier Transform (DFT)	75
6.4	Properties of Discrete Fourier Transform	75
<b>7.</b>	<b>SAMPLING THEOREM</b>	
7.1	Sampling Theorem	80
7.2	Ideal Sampling	80
7.3	Aliasing	81
7.4	Sampling of Band pass Signals	83
<b>8.</b>	<b>GATE QUESTIONS (ELECTRONICS)</b>	85
<b>9.</b>	<b>GATE QUESTIONS (ELECTRICAL)</b>	85
<b>10.</b>	<b>GATE QUESTIONS (INTRUMENTATION)</b>	86
<b>11.</b>	<b>ASSIGNMENT QUESTIONS</b>	174

## 1.1 INTRODUCTION TO SIGNAL

Signals play a major role in our life. In general, a signal can be a function of time, distance, position, temperature, pressure, etc., and it represents some variable of interest associated with a system. For example, in an electrical system the associated signals are electric current and voltage. In a mechanical system, the associated signals may be force, speed, torque etc. In addition to these, some examples of signals that we encounter in our daily life are speech, music, picture and video signals.

“A signal is a function representing a physical quantity which conveyed some amount of Information.”

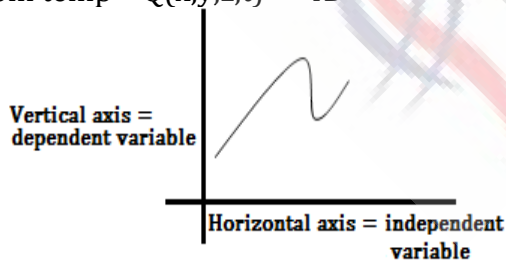
Signals can vary more than one independent variables.

Example Speech (passing through a telephone line), one variable  $\rightarrow A \cos \omega t$

Image -  $I(x,y)$  (2D)

T.V. Picture -  $I(x,y,t) \rightarrow 3D$

Room temp -  $Q(x,y,z,t) \rightarrow 4D$



## 1.2 CLASSIFICATION OF SIGNALS

### 1.2.1 CONTINUOUS-TIME AND DISCRETE - TIME SIGNALS

Signals can be classified based on their nature and characteristics in the time domain. They are broadly classified as (i) continuous-time signals and (ii) discrete-time signals. A continuous-time signal is a mathematically continuous function and

the function is defined continuously in the time domain. On the other hand, a discrete-time signal is specified only at certain time instants. The amplitude of the discrete-time signal between two time instants is not defined.

### A. Continuous time and Discrete time Signals:- (Change in Horizontal Axis)

A signal  $x(t)$  is a continuous-time signal if it is a continuous variable. If it is a discrete variable then it is defined as discrete time signal.

#### Notations:

$x(t) \rightarrow$  continuous time signal

$x[n] \rightarrow$  discrete time signal

### B. Discrete-time Signals - Sequences

A discrete-time signal has a value defined only at discrete points in time and a discrete-time system operates on and produces discrete-time signals. A discrete-time signal is a sequence which is a function defined on the positive and negative integers, that is,  $x(n) = \{x(n)\} = \{\dots x(-1), x(0), x(1), \dots\}$  where the up-arrow  $\uparrow$  represents the sample at  $n = 0$ .

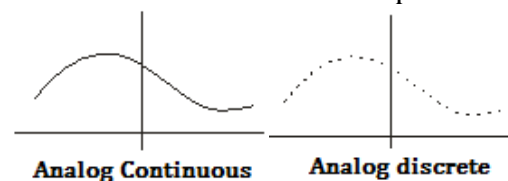
If a continuous-time signal  $x(t)$  is sampled every  $T$  seconds, a sequence  $x(nT)$  results. In the sample interval,  $T$  for convenience, the sample interval  $T$  is taken as 1 second and hence  $x(n)$  represents the sequence.

### 1.2.2 ANALOG AND DIGITAL SIGNALS:

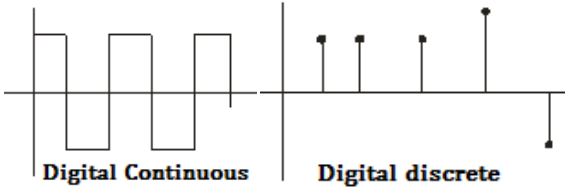
(Change in Vertical Axis)

1) **Analog**:- A Signal can take on infinite number of distinct values in amplitude.

2) **Digital**:- A Signal can take on finite number of distinct values in amplitude.

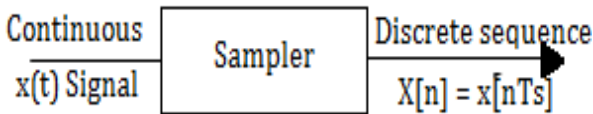


### 3) Digital Continuous



1. Analog Continuous Signal
2. Analog Discrete Signal
3. Digital Continuous Signal
4. Digital Discrete Signal

**Sampler :** It is a device (switch) which convert continuous time signal to discrete time sequence.



$T_s \rightarrow$  Sampling time  
Switch sampler

$t = nT_s \quad n = 0, \pm 1, \pm 2, \pm 3$   
 $T_s \rightarrow$  Sampling time

**Example:**  $x(t) = e^{-2t} u(t)$  in discrete form  
**Solution:**  $x(nT_s) = e^{-2nT_s} [nT_s]$ , for  $T_s=1$  sec.

$x[n] = e^{-2n} u[n]$   
→ **Sampling - discretizing - X - axis**  
→ **Quantization-discretizing-Y - axis**

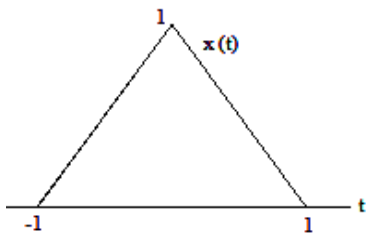
**Example :-** For given the continuous time signal

$$x(t) = \begin{cases} 1-|t| & -1 \leq t \leq 1 \\ 0 & \text{otherwise} \end{cases}$$

Determine the discrete time sequence obtained by uniform sampling of  $x(t)$  with a sampling interval of

- a) 0.25 sec.
- b) 0.5 sec.
- c) 1.0 sec.

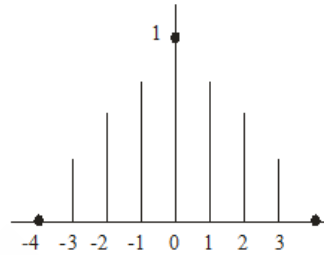
**Solution:-** Draw  $x(t)$



$$x(t) = \begin{cases} 1-t & 0 \leq t \leq 1 \\ 1+t & 0 \geq t \geq -1 \end{cases}$$

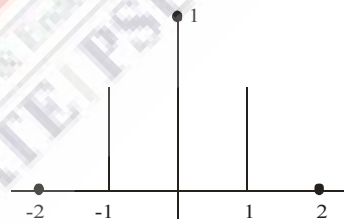
a)  $T_s = .25\text{sec.}, t = nT_s$   
 $n = 0, 1, 2, 3, 4 \dots\dots\dots$

$x[n] = x[n/4]$   
 $x[n] = \{0, .25, .5, .75, 1, .75, .5, .25, 0 \dots\dots\dots\}$



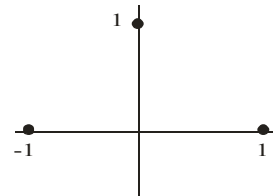
b)  $T_s = .5\text{sec. } t = nT_s$   
 $n = 0, 1, 2, 3, 4 \dots\dots\dots$

$x_2[n] = x[n/2]$   
 $x[n] = [.0, 0.5, 1, .5, 0]$



c)  $T_s = 1\text{sec.}, t = nT_s$   
 $n = 0, 1, 2, 3, 4$

$x_3[n] = x[n]$   
 $x[n] = \{\dots\dots\dots 0, 1, 0 \dots\dots\dots\} = s[n]$



$T_s \uparrow$  no. of samples in given interval decreases  
 $f_s \downarrow, T_s \uparrow$ , or  $f_s \uparrow, T_s \downarrow$

**1.2.3 REAL AND COMPLEX SIGNAL**

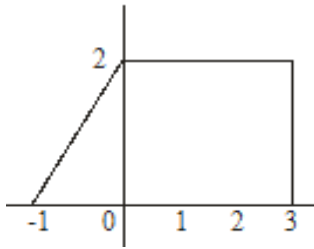
A signal  $x(t)$  is a real signal if its value is a real number, if  $x(t)$  complex number, then it complex Signal.

$x(t) = x_1(t) + jx_2(t) \rightarrow$  imaginary part



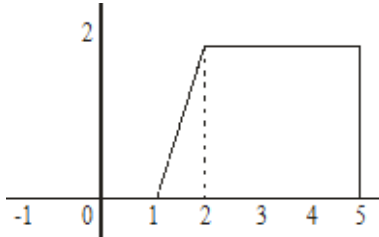


**Example :** Let signal  $x(t) -1 \leq t \leq 3$

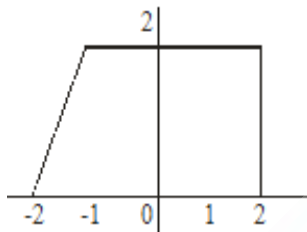


**Solution :**

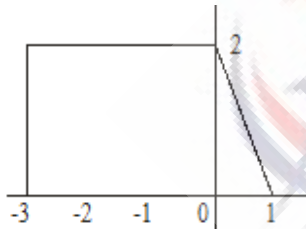
a)  $x(t) +1 \leq t \leq 5$ , delay



b)  $x(t+1) -2 \leq t \leq 2$ , Advance

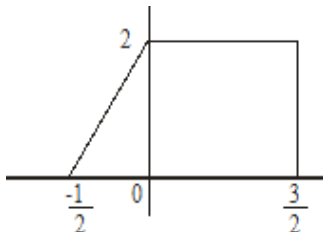


c)  $x(-t) -3 \leq t \leq 1$ , Inversion

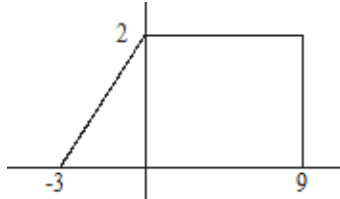


d)  $x(2t) -1 \leq t \leq 3$

$$-\frac{1}{2} \leq t \leq \frac{3}{2}$$



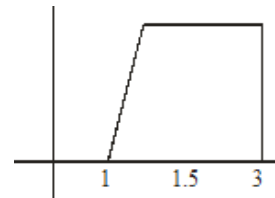
e)  $x(t/3) -3 \leq t \leq 9$



f)  $x(2t - 3)$

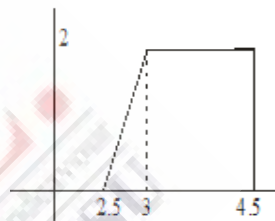
**Case - 1**

$x(t) \xrightarrow{\text{R Shift by 3}} x(t-3) \xrightarrow{\text{Scale by 2}}$



**Case - 2**

$x(t) \xrightarrow{\text{R Shift by 2}} x(t-3) \xrightarrow{\text{Scale by 3}} x(2t-3)$



Scaling can't be done before shifting

$$-1 \leq 2t - 3 < 3$$

$$2 \leq 2t < 6$$

$$1 \leq t \leq 3$$

**Combined Operations**

$x(at - b)$  This can be realized in two possible sequences of operation:

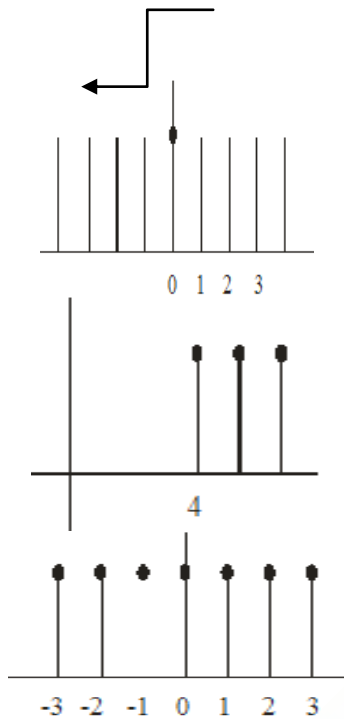
1. **Time - shift**  $x(t)$  by  $b$  to obtain  $x(t - b)$ . Now time - scale the shifted signal  $x(t - b)$  by  $a$  (i.e., replace  $t$  with  $at$ ) to obtain  $x(at - b)$ .

2. **Time - scale**  $x(t)$  by  $a$  to obtain  $x(at)$ . Now time-shift  $x(at)$  by  $b/a$  (i.e., replace  $t$  with  $t - (b/a)$ ) to obtain  $x[a(t - b/a)] = x(at - b)$ . In either case, if  $a$  is negative, time scaling involves time reversal.

For example, the signal  $x(2t - 6)$  can be obtained in two ways. We can delay  $x(t)$  by 6 to obtain  $x(t-6)$ , and then time - compress this signal by factor 2 (replace  $t$  with  $2t$ ) to obtain  $x(2t - 6)$ . Alternately, we can first time-compress  $x(t)$  by factor 2 to obtain  $x(2t)$ , then delay this signal by 3 (replace  $t$  with  $t - 3$ ) to obtain  $x(2t - 6)$ .

**Example :** Given  $x[n] = 1 - \sum_{k=3}^{\infty} \delta[n-1-k]$   
Such that  $x[n] = u[mn - n_0]$  find  $m$  &  $n_0$ .

**Solution :**  $x[n] = 1 - \sum_{k=3}^{\infty} \delta(n-1-k)$



$u[-n]$  to get  $x[n]$  shift it by 3 unit  
 $x[n] = u[-(n-3)]$   
 $x[n] = u[-n+3]$   
 Compare with  $x[n] = u[mn - n_0]$   
 $m = -1, n_0 = -3$

**Example:-** Given a sequence  $x[n]$ , to generate  $y[n] = x[3 - 4n]$ , which of following procedures would be correct?

**Solution:**  $\rightarrow$  Let  $\rightarrow N_1 \leq x(n) \leq N_2$   
 $x(n)$   
 $x[3 - 4n] \leftrightarrow N_1 \leq x(n) \leq N_2$   
 $4n$   
 $\leftrightarrow N_1 \leq x(n) \leq N_2$   
 $\leftrightarrow N_1 \leq 3 - 4n \leq N_2$   
 $\leftrightarrow N_1 - 3 \leq -4n \leq N_2 - 3$   
 $\leftrightarrow \frac{3 - N_1}{4} \geq n \geq \frac{3 - N_2}{4}$

A) First delay  $x(n)$  by 3 Samples to generate  $Z_1(n)$   
 $N_1 \leq x_1(n) \leq N_2 \rightarrow Z_1(n) - N_1 \leq n - 3 \leq N_2$   
 $\rightarrow Z_1(n) - N_1 + 3 \leq n \leq N_2 + 3$

$Z_2(n) \leftrightarrow$  pick every 4<sup>th</sup> sample of  $Z_1(n)$   
 $m = 1/4$ , down sampling

$\frac{N_1 + 3}{4} \leq n \leq \frac{N_2 + 3}{4} \quad Z_2(n)$   
 $\rightarrow N_1 + 3 \leq 4n \leq N_2 + 3$   
 $x(3 - 4n) \neq y(n) \quad y(n) = Z_2(-n)$   
 Time inverse  
 $y(n) \rightarrow -\frac{N_1 + 3}{4} \geq n \geq -\frac{N_2 + 3}{4}$

B) First advance  $x(n)$  by 3 Sample to generate  $Z_1(n)$   
 $N_1 \leq x(n) \leq N_2 \quad - \quad N_1 \leq n + 3 \leq N_2$   
 $\quad \quad \quad \quad \quad \quad \quad - \quad N_1 - 3 \leq n \leq N_2 - 3$

$Z_2(n) \leftrightarrow$  pick every 4<sup>th</sup> sample of  $Z_1(n)$   
 $m = 1/4$  down sampling  
 $Z_2 \rightarrow \frac{N_1 - 3}{4} \leq n \leq \frac{N_2 - 3}{4}$   
 $y(n) \leftrightarrow Z_2(-n)$   
 $y(n) = \frac{-N_1 + 3}{4} \geq n \geq \frac{-N_2 + 3}{4}$   
 $x(3 - 4n) = y(n)$

C)  $x(n) \leftrightarrow N_1 \leq x(n) \leq N_2$   
 (Pick every 4<sup>th</sup> sample of sequence)  
 $V_1(n) \rightarrow N_1 \leq 4n \leq N_2$   
 $V_1(n) \rightarrow \frac{N_1}{4} \leq n \leq \frac{N_2}{4}$   
 $V_2(n) = V_1(-n) \rightarrow$  time reverse  
 $V_2(n) \rightarrow \frac{N_1}{4} \leq -n \leq \frac{N_2}{4} \rightarrow -\frac{N_1}{4} \geq n \geq -\frac{N_2}{4}$   
 $y(n) = V_2(N + 3), V_2$  time advance 3 unit to obtain  $y(n)$   
 $V_2(n) \rightarrow \frac{N_1}{4} \geq n + 3 \geq \frac{-N_2}{4}$   
 $\rightarrow -\frac{N_1}{4} - 3 \geq n \geq -\frac{N_2}{4} - 3$   
 $y(n) \neq x(3 - 4n)$

D) First pick every fourth sample of  $x(n)$  sequence  
 $V_1(n) \rightarrow N_1 \leq 4n \leq N_2,$   
 $V_1(n) \rightarrow \frac{N_1}{4} \leq n \leq \frac{N_2}{4}$

$$V_2(n) = V_1(-n) - \text{time reverse}$$

$$V_2(n) \rightarrow \frac{N_1}{4} \leq -n \leq \frac{N_2}{4}$$

$$\rightarrow V_2(n) \rightarrow \frac{-N_1}{4} \geq n \geq \frac{-N_2}{4}$$

$y(n) = V_2(n-3)$ ,  $V_2$  time delay 3 unit to obtain  $y(n)$

$$y(n) = -\frac{N_1}{4} \geq n-3 \geq -\frac{N_2}{4}$$

$$\rightarrow y(n) = -\frac{N_1}{4} + 3 \geq n \geq -\frac{N_2}{4} + 3$$

$$y(n) \neq x[3-4n]$$

**Example:**  $x[n] = [-3, 5, 4, -2, 3]$  then write  $x[3n]$ ,  $x[2n]$

**Solution:** Decimation or down sampled discard  $(n-1)$  samples w.r.t. to origin

$$x[3n] = [5, 3], \text{ discard 2 sample}$$

↑

$$x[2n] = [5, -2], \text{ discard 1 sample}$$

↑

$$x(n) \xrightarrow{x[n/2]} Z(n) \xrightarrow{Z[2n]} x(n)$$

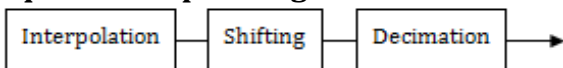
**Decimation is the inverse of interpolation but interpolation is not inverse of decimation.**

$$x(n) \xrightarrow{x[2n]} Z(n) \xrightarrow{Z[n/2]} x(n) \text{ not equal}$$

if  $x(n-2) \rightarrow$  Signal is R shift by 2

$$\text{if } x(n-1, 3) \leftrightarrow x\left(\frac{10n-13}{10}\right)$$

### Sequence of operating



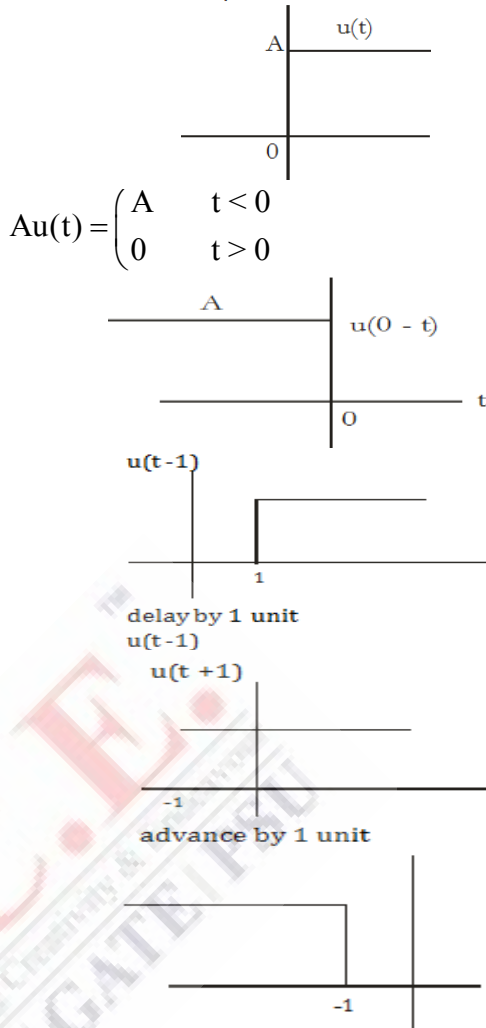
**Interpolation should be proceed by decimation.**

## 1.4 IMPORTANT SIGNALS

### 1.4.1

**(1) Step Signal :-**

$$Au(t) = \begin{cases} A & t > 0 \\ 0 & t > 0 \end{cases}$$

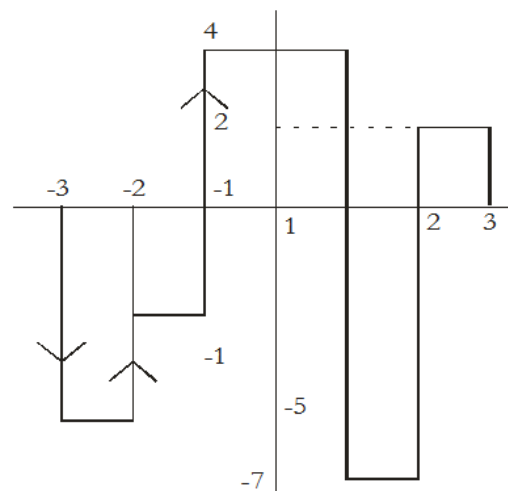


$$0 < -t-1 < \infty$$

$$1 < -t < \infty$$

$$-1 > t > 1-\infty$$

**Example :** Write expression

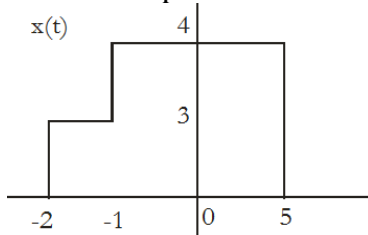


$$x(t) = -5u(t+3) + 4u(t+2)$$

$$+ 5u(t+1) - 11u(t-1)$$

$$+ 9u(t-2) - 2u(t-3)$$

**Example :** Write expression

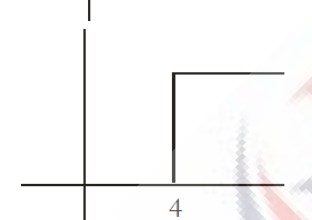
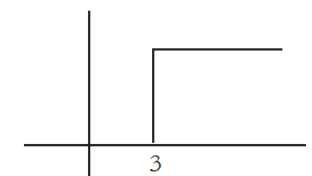
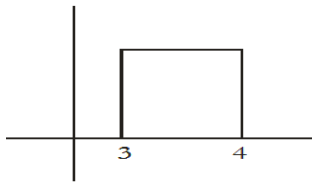


$$x(t) = 3u(t + 2) + u(t + 1) - 4u(t - 5)$$

**Example:** Possible expression in terms of steps:

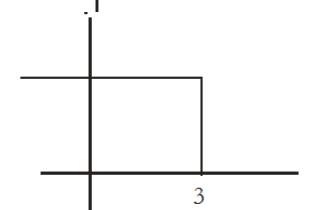
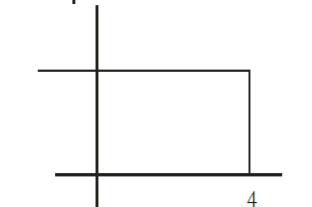
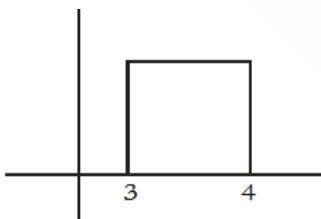
**Solution :**

a)



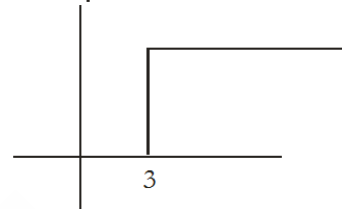
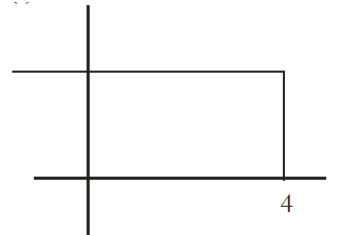
a)  $u(t-3) - u(t-4)$

b)



b)  $u(-t + 4) - u(-t + 3)$

c)



c)  $u(t - 3) \times u(t + 4)$

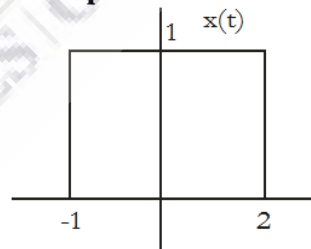
Relation between unit step signal and impulse signal

$$\delta(t) = \frac{d}{dt} u(t)$$

$$u(t) = \int_{-\infty}^{\infty} \delta(t) dt$$

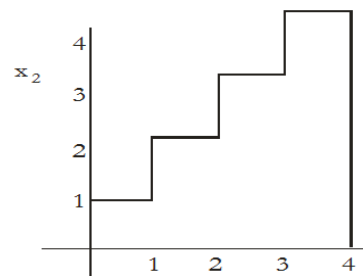
$$x(t) = \int_{-\infty}^{\infty} x(\tau) \delta(t - \tau) d\tau$$

**Example:**



**Solution:**  $[u(t+1) - u(t-2)]$

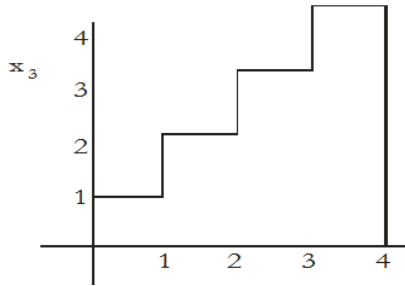
**Example:**



**Solution :**

$$[u(t-1) + u(t) + u(t-2) + u(t-3) - 4u(t-4)]$$

**Example:**

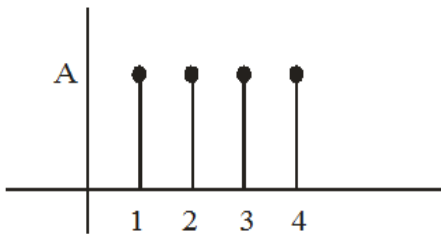


**Solution :**

$$4u(t-1) - u(t-1) - u(t-2) - u(t-3) - u(t-4)$$

### 1.4.2 Discrete Step Signal

$$Au[n] = \begin{cases} A & \text{at } n \geq 0 \\ 0 & \text{at } n < 0 \end{cases}$$



**Example:** Sketch the following

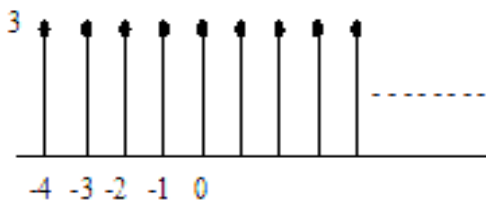
- (1)  $3u(n+4)$
- (2)  $u(n-6)$
- (3)  $3u(6-2n)$
- (4)  $u(n) - u(n-1) = \delta(n)$

First difference of step function known as impulse response

$$= S(n) - S(n-1)$$

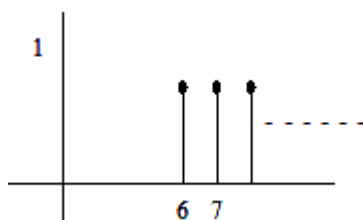
$$u(n) = \sum_{k=-\infty}^{\infty} \delta(k)$$

$$x[n] = \sum_{k=-\infty}^{\infty} x(k)\delta(n-k)$$



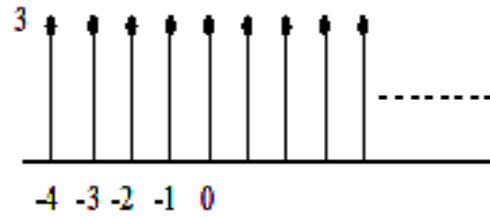
$$0 \leq n+4 < \infty$$

$$-4 \leq n \leq \infty$$



$$0 \leq n-6 < \infty$$

$$6 \leq n \leq \infty$$



$$0 \leq 8-2n < \infty$$

$$-8 \leq -2n \leq \infty$$

$$-4 \leq -n \leq \infty$$

### 1.4.3 Impulse Function

#### Unit-impulse Function

Indicate that the area of the impulse function is unity and this area is confined to an infinitesimal interval on the t-axis and concentrated at  $t = 0$ . The unit impulse function is very useful in continuous-time system analysis. It is system characteristics. In discrete-time domain, the unit-impulse signal is called a unit-sample signal.

Unit impulse function or direct delta function.

$$\delta(t) = \begin{cases} 0, & t \neq 0 \\ \infty, & t = 0 \end{cases}$$

$$\int_{-\infty}^{\infty} \delta(t) dt = 1 \text{ or } \int_{-\epsilon}^{\epsilon} \delta(t) dt = 1$$

#### Properties of impulse signal

1) Scaling :  $\delta(at) = \frac{1}{|a|} \delta(t)$

or  $\delta(a(t-t_0)) = \frac{1}{|a|} \delta(t-t_0)$

if  $a = -1$

$\delta(-t) = \delta(t)$  even function

2)  $\int_{-\infty}^{\infty} \delta(t-t_0) dt = \int_{-\infty}^{\infty} \delta(t) dt = 1$

3) Sampling : Multiplication of signal  $x(t)$  with impulse with be impulse  $\delta(t)$  but strength of impulse is governed by  $x(t)$  at location of impulse.

$x(t) \delta(t-t_0) = x(t_0) \delta(t-t_0)$

$x(t) \delta(t) = x(0) \delta(t)$

4) Shifting :

$$1) \int_{-\infty}^{\infty} x(t) \delta(t - t_0) dt = x(t_0)$$

$$2) \int_{-\infty}^{\infty} x(t) \delta(t) dt = x(0)$$

$$3) \int_{-\infty}^{\infty} x(t) \delta(t - t_0) dt = x(t_0)$$

if  $a < t_0 < b$   
 $0 < t_0 < a$   
 $0 < t_0 < b$   
 Undefined  $a = b$

$$4) \delta(t) = \frac{d}{dt} u(t)$$

5) Impulse response =

$$\frac{d}{dt} \text{ (step response)}$$

Step response =

$$\int_{-\infty}^t (\text{impulse response}) dt$$

$$6) u(t) = \int_{-\infty}^t \delta(\tau) d\tau = \int_0^{\infty} \delta(t - \tau) d\tau$$

$$= \frac{2 - 3(-4)j}{3 + 2(-4)j} \delta(\omega + 4)$$

$$= \frac{\sqrt{148}}{\sqrt{73}} \delta(\omega + 4)$$

$$9) \cos(3\tau) \delta\left(\tau - \frac{\pi}{3}\right) = \cos\left(\frac{3\pi}{3}\right) \delta(\tau - \pi/3)$$

$$= -\delta(\tau - \pi/3)$$

$$10) \frac{\sin kt}{kt} \delta(t) \rightarrow \text{L-Hospital rule}$$

$$\frac{K \cos kt}{K} \delta(t) \delta(t)$$

$$11) \int_{-1}^1 (3t^2 + 1) \delta(t) dt = 1$$

$$12) \int_{-1}^1 (3t^2 + 1) \delta(t) dt = 1$$

$$13) \int_{-1}^1 (3t^2 + 1) \delta(t) dt = 0$$

$$14) \int_{-\infty}^{\infty} (t^2 + \cos \pi t) \delta(t - 1) dt = 0$$

$$15) \int_{-\infty}^{\infty} e^{-t} \delta(2t - 2) dt = \frac{1}{2} \int_{-\infty}^{\infty} e^{-t} \delta(t - 1) dt$$

$$= \frac{1}{2} e^{-t} \Big|_{t=1} = \frac{1}{2e}$$

$$16) \int_{-\infty}^{\infty} e^{-t} \delta'(t) dt = -\frac{d}{dt} (e^{-t}) \Big|_{t=0} = e^{-t} \Big|_{t=0} = 1$$

$$\int_{-\infty}^{\infty} \phi(t) u'(t) dt = -\int_{-\infty}^{\infty} \phi'(t) u(t) dt$$

$$17) \int_{-\infty}^{\infty} \phi(t) \delta'(t) dt = -\phi'(0)$$

$$18) t \delta'(t) = -\delta(t)$$

**Simplify the following Questions**

$$1) t \delta(t) = 0$$

$$2) \sin t \delta(t) = 0$$

$$3) \cos t \delta(t - \pi) = -\delta(t - \pi)$$

$$4) \delta(\omega) = \delta(2\pi f) = \frac{1}{2\pi} \delta(f)$$

$$5) \delta(3 - 2t) = \delta - 2(t - 3/2) = +\frac{1}{2} \delta(t - 3/2)$$

$$6) e^{-2t} \delta(-3t + 2) = e^{-2t} \delta\left[-3\left(t - \frac{2}{3}\right)\right]$$

$$= \frac{e^{-2+2/3}}{3} \delta(t - 2/3)$$

$$7) (1 + 2t + 3t^2) \delta(\omega + u)$$

$$= [1 + 2(-1) + 3(-1)^2] \delta(t + 1)$$

$$= 2\delta(t + 1)$$

$$8) \frac{2 - 3\omega j}{3 + 2\omega j} \delta(\omega + 4)$$

**Generalized Derivates :-**

$$\int_{-\infty}^{\infty} \phi(t) (t)^n dt = (-1)^n \int_{-\infty}^{\infty} \phi^n(t) g(t) dt$$

$g(t) \rightarrow$  generalized  $f^n$ ,  $g^n(t) \rightarrow n^{\text{th}}$  derivation

$\phi(t) \rightarrow$  testing  $f^n$ ,  $\phi^n(t) \rightarrow n^{\text{th}}$  derivation

$$(1) \int_{-\infty}^{\infty} e^{-ut} \delta(t + 0.3) dt = e^{1.2} = \int_{-4}^0 e^{-ut} \delta(t + 0.3) dt$$

$$(2) \int_0^{10} e^{-ut} \delta(t+0.3) dt = 0$$

$$= \left(-\frac{2}{3}\right)^n \left[ u(n) + \frac{3n}{2} u(n-1) \right]$$

**Example :** Step response of LTI System  $e^{-3t}u(t)$  find impulse response.

**Solution :**

$$\begin{aligned} &= \frac{d}{dt} [\text{step response}] \\ &= \frac{d}{dt} [e^{-3t}u(t)] \\ &= \frac{d}{dt} [e^{-3t}u(t) + e^{-3t}u'(t)] \\ &= -3e^{-3t}u(t) + e^{-3t}\delta(t) \\ &= -3e^{-3t}u(t) + \delta(t) \end{aligned}$$

**Discrete time impulse:** Unlike  $\delta(t)$ ,  $\delta(n)$  does not represent area under the signal rather it represent the amplitude.

$$\begin{aligned} \delta(n) &= 0 \text{ for } n \neq 0 \\ &= 1 \text{ for } n = 0 \end{aligned}$$

**Properties of  $\delta(n)$**

1.  $\delta(an) = \delta(n)$  \*\*
2.  $x(n) \delta(n-k) = x(k) \delta(n-k)$
3.  $\delta(n) = u(n) - u(n-1)$
4.  $u(n) = \sum_{k=-\infty}^n \delta(k)$

$$\begin{aligned} &k = +\infty \\ &\sum_{k=0}^{k=+\infty} \delta(n-k) = \sum_{k=-\infty}^n \delta(k) \\ &\text{there fore step response} = \\ &\sum_{k=-\infty}^{\infty} \text{impulse response} \end{aligned}$$

**Example :** Step response of LTI system is given by  $\left(-\frac{2}{3}\right)^n u(n)$ , find the impulse response.

$$\begin{aligned} \text{Impulse response} &= S(n) - S(n-1) \\ &= \left(-\frac{2}{3}\right)^n u(n) - \left(-\frac{2}{3}\right)^{n-1} u(n-1) \\ &= \left(-\frac{2}{3}\right)^n u(n) + \left(-\frac{2}{3}\right)^n \times \frac{3}{2} u(n-1) \end{aligned}$$

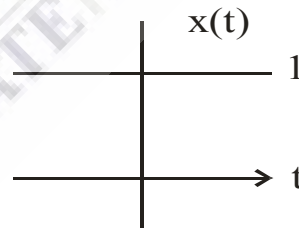
### 1.4.4 EXPONENTIAL FUNCTION

The complex exponential signal is defined as  $x(t) = e^{st}$  where  $s = \sigma + j\omega$ , a complex number. Then this signal  $x(t)$  is known as a general complex exponential signal whose real part  $e^{\sigma t} \cos \omega t$  and imaginary part  $e^{\sigma t} \sin \omega t$  are exponentially increasing ( $\sigma > 0$ ) or decreasing  $\sigma < 0$  respectively. If  $s = \sigma$ , then  $x(t) = e^{\sigma t}$  which is a real exponential signal. If ( $\sigma > 0$ ), then  $x(t)$  is a growing exponential; and if ( $\sigma < 0$ ), then  $x(t)$  is a decaying exponential.

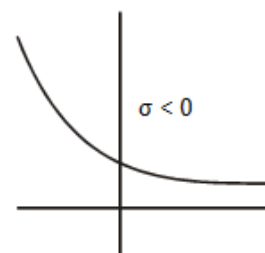
**Continuous Time**

$$\begin{aligned} \text{General form } x(t) &= e^{st} \\ s &= \sigma + j\omega \end{aligned}$$

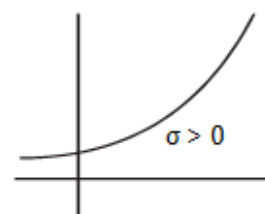
**Case 1.**  $\sigma = 0, \omega = 0, s = 0$   
 $x(t) = 1$  dc



**Case 2.**  $\sigma \neq 0, \omega = 0, s = \sigma$   
 $x = e^{\sigma t}$



**Decay exponential**



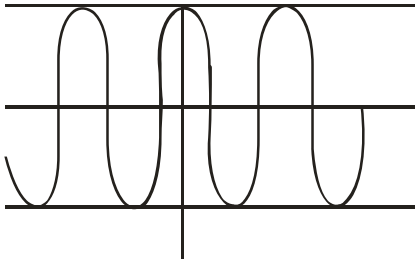
**Growing exponential**



**Case 3.**  $\sigma = 0, \omega \neq 0, s = j\omega$

$$x(t) = e^{+j\omega t} = \cos \omega t + j \sin \omega t$$

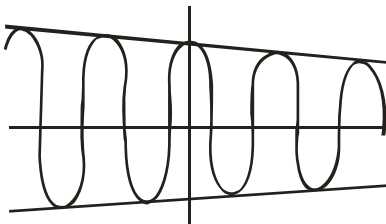
Will oscillate from +1 to -1



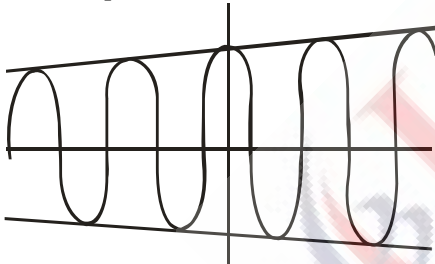
**Case 4.**  $\sigma \neq 0, \omega \neq 0, s = \sigma + j\omega$

$$x(t) = e^{\sigma t} e^{j\omega t}$$

(i)  $\sigma < 0$   $x(t) = e^{\sigma t} e^{j\omega t}$  Under damped oscillation



(ii) Over damped oscillation



$$\sigma > 0. x(t) = e^{\sigma t} e^{j\omega t}$$

### 1.5 EVEN AND ODD SIGNAL

If a signal exhibits symmetry in the time domain about the origin, it is called an even signal. The signal must be identical to its reflection about the origin. Mathematically, and even signal satisfies the following relation.

For a continuous-time signal

For a discrete-time signal

An odd signal exhibits anti-symmetry. The signal is not identical to its reflection about the origin, but to its negative. An odd signal satisfies the following relation.

For a continuous-time signal

For a discrete-time signal

$x_1(t) = \sin \omega t$  and  $x_2(t) = \cos \omega t$  are good examples of odd and even signal, respectively. An even signal which often occurs in the analysis of signals is the sinc function.

A signal can be expressed as a sum of two components, namely, the even component of the signal and the odd component of the signal. The even and odd components can be obtained from the signal itself.

$$x(t) = X_{\text{even}}(t) + X_{\text{odd}}(t)$$

$$X_{\text{even}}(t) = \frac{1}{2} [x(t) + x(-t)] \text{ and}$$

$$X_{\text{odd}}(t) = \frac{1}{2} [x(t) - x(-t)]$$

A signal  $x(t)$  or  $x[n]$  is an even signal if

$$x(-t) = x(t)$$

$$x[-n] = x[n]$$

an odd signal if  $x(-t) = -x(t)$

$$x[-n] = -x[n]$$

Any signal  $x(t)$  or  $x[n]$  can be expressed as

$$x(t) = x_e(t) + x_o(t)$$

$$x[n] = x_e[n] + x_o[n]$$

$$x_e(t) = \frac{1}{2} [x(t) + x(-t)] \text{ even part}$$

$$x_e(n) = \frac{1}{2} [x(n) + x(-n)] \text{ even part}$$

$$x_o(t) = \frac{1}{2} [x(t) - x(-t)] \text{ odd part}$$

$$x_o(n) = \frac{1}{2} [x(n) - x(-n)] \text{ odd part}$$

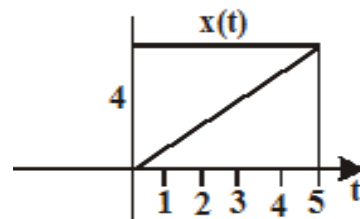
**Note:-** The product of

Two even or odd signal = an even signal

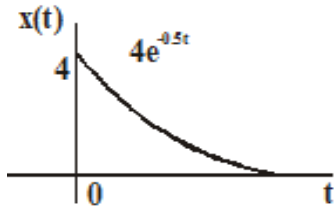
An even signal an odd signal = an odd signal

**Example** :Sketch even and odd components of signals

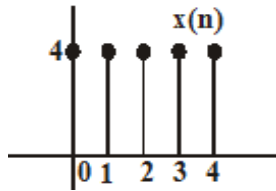
(a)



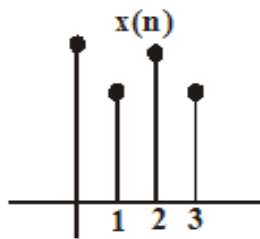
(b)



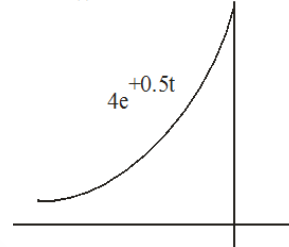
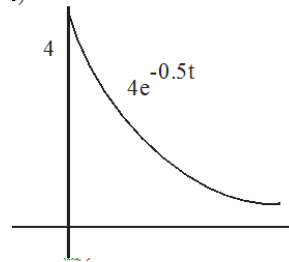
(c)



(d)



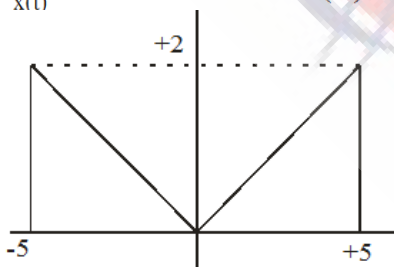
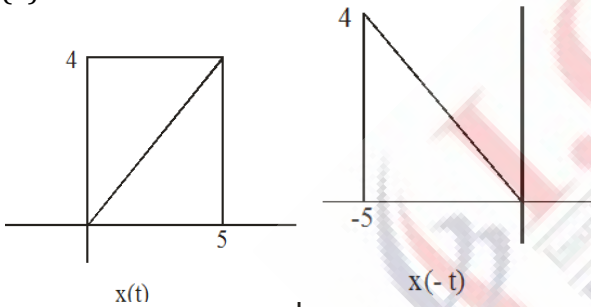
(b)



$x(t)$   
 $x(-t)$

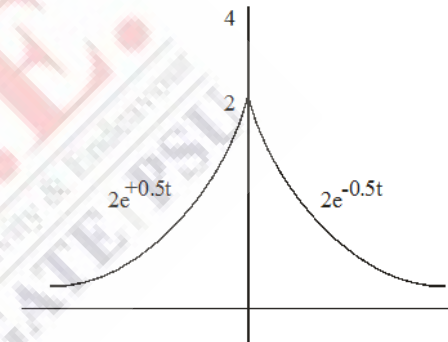
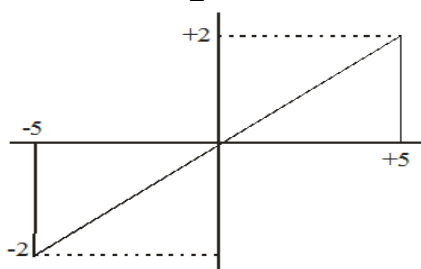
**Solution :**

(a)



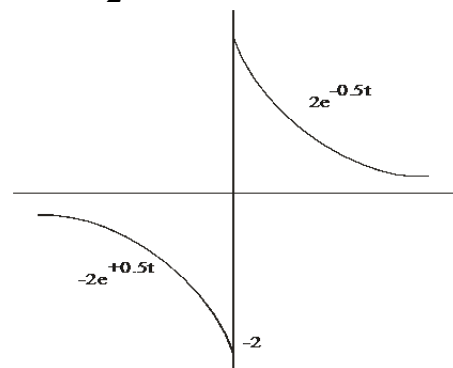
$$x_e(t) = \frac{x(t) + x(-t)}{2}$$

$$x_o(t) = \frac{x(t) - x(-t)}{2} =$$

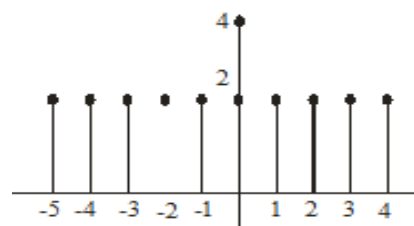


$$x_e(t) = \frac{x(t) + x(-t)}{2}$$

$$x_o(t) = \frac{x(t) - x(-t)}{2} =$$



(c)



# GATE QUESTIONS (EC)

Topics	Page No
1. BASICS OF SIGNAL AND SYSTEM	88
2. LTI SYSTEMS CONTINUOUS AND DISCRETE (TIME DOMAIN)	92
3. FOURIER SERIES	96
4. FOURIER TRANSFORMS , FREQUENCY RESPONSE & CORRELATION	98
5. LAPLACE TRANSFORM	104
6. Z-TRANSFORM	108
7. DTFT AND DFT	114
8. SAMPLING	118

# GATE QUESTIONS (EE)

Topics	Page No
1. INTRODUCTION OF C.T AND D.T SIGNALS	121
2. LINEAR TIME INVARIANT SYSTEM	125
3. FOURIER SERIES	132
4. FOURIER TRANSFORM	136
5. LAPLACE TRANSFORM	138
6. Z-TRANSFORM	142

# GATE QUESTIONS (IN)

Topics	Page No
1. CONTINUOUS TIME LTI SYSTEM	147
2. DISCRETE TIME LTI SYSTEMS	151
3. FOURIER SERIES	154
4. FOURIER TRANSFORM	156
5. LAPLACE TRANSFORM	158
6. Z-TRANSFORM	160
7. DISCRETE TIME FOURIER TRANSFORM	164
8. DISCRETE FOURIER TRANSFORM AND FREQUENCY RESPONSE	165
9. SAMPLING	167
10. DIGITAL FILTERS	169
11. COMMUNICATION SYSTEMS	171

# **GATE QUESTIONS (ELECTRONICS)**

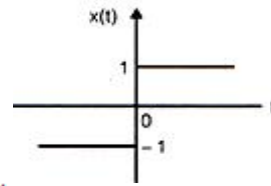
Q.1 Let  $\delta(t)$  denote the delta function.

The value of the integral

$$\int_{-\infty}^{\infty} \delta(t) \cos\left(\frac{3t}{2}\right) dt \text{ is}$$

- a) 1                              b) -1  
c) 0                                d)  $\frac{\pi}{2}$

[GATE-2001]



- a)  $\frac{1}{2}, \frac{1}{2}x(t)$                               b)  $-\frac{1}{2}, \frac{1}{2}x(t)$   
c)  $\frac{1}{2}, -\frac{1}{2}x(t)$                               d)  $-\frac{1}{2}, -\frac{1}{2}x(t)$

[GATE-2005]

Q.2 If a signal  $f(t)$  has energy E, the energy of the signal  $f(2t)$  is equal to

- a) E                                      b)  $\frac{E}{2}$   
c) 2E                                    d) 4E

[GATE-2001]

Q.6 The power in the signal  $s(t) = 8 \cos(20\pi t - \frac{\pi}{2})$

$$+ 4 \sin(15\pi t) \text{ is}$$

- a) 40                                    b) 41  
c) 42                                    d) 82

[GATE-2005]

Q.3 Let P be linearity, Q be time-invariance, R be causality and S be stability. A discrete-time system has the input-output relationship.

$$y(n) = \begin{cases} x(n) & n \geq 1 \\ 0 & n = 0 \\ x(n+1) & n \leq -1 \end{cases}$$

Where  $x(n)$  is the input and  $y(n)$  is the output. The above system has the properties.

- a) P,S but not Q,R                      b) P,Q,S but not R  
c) P,Q,R,S                                d) Q,R,S but not P

[GATE-2003]

Q.4 Consider the sequence

$$x[n] = [-4, j5^{1+j^2}, 4]$$

The conjugation antisymmetric part of the sequence is

- a)  $[-4 - j2.5, j2, 4 - j2.5]$                       b)  $[-j2.5, 1, j2.5]$   
c)  $[-j5, j2, 0]$                                       d)  $[-4, 1, 4]$

[GATE-2004]

Q.5 The function  $x(t)$  is shown in the figure. Even and odd parts of an odd parts of a unit-step function  $u(t)$  are respectively.

Q.7 The Dirac delta function  $\delta(t)$  is defined as

$$a) \delta(t) = \begin{cases} 1, & t = 0 \\ 0, & \text{otherwise} \end{cases}$$

$$b) \delta(t) = \begin{cases} \infty, & t = 0 \\ 0, & \text{otherwise} \end{cases}$$

$$c) \delta(t) = \begin{cases} 1, & t = 0 \\ 0, & \text{otherwise} \end{cases} \quad \text{and}$$

$$\int_{-\infty}^{\infty} \delta(t) dt = 1$$

$$d) \delta(t) = \begin{cases} \infty, & t = 0 \\ 0, & \text{otherwise} \end{cases} \quad \text{and}$$

$$\int_{-\infty}^{\infty} \delta(t) dt = 1$$

[GATE-2006]

Q.8 A system with input  $x[n]$  and output  $y[n]$  is given as  $y[n] = (\sin \frac{5}{6} \pi n) \times (n)$

The system is

- a) linear, stable and invertible  
b) non-linear stable and non-invertible  
c) linear stable and non-invertible

# EXPLANATIONS

Q.1 (a)

$$\int_{-\infty}^{\infty} \delta(t) \left(\frac{3t}{2}\right) dt = f(0)$$

$$= \cos\left(\frac{3 \times 0}{2}\right) = \cos 0 = 1$$

Q.2 (b)

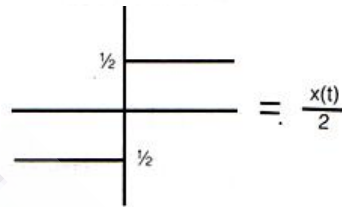
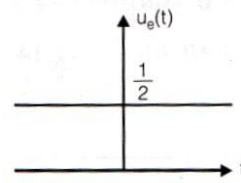
$$E = \int_{-\infty}^{\infty} f(t)^2 dt$$

$$E' = \int_{-\infty}^{\infty} f(2t)^2 dt$$

$$= \int_{-\infty}^{\infty} f(p)^2 \frac{dp}{2} \quad (2t = p; dt = \frac{dp}{2})$$

$$E' = \frac{E}{2}$$

$$u_e(t) = \frac{1}{2}$$



Q.3 (a)

$$y(n - n_0)x(n - n_0 + 1)$$

(time varying)

$$y(n) = x(n + 1)$$

(depends on future)

ie.,  $y(1) = x(2)$  (non causal)

For bounded input, system has bounded output, So it is stable.

$$y(n) = x(n), n \geq 1$$

$$= 0, n = 0$$

$$= x(n + 1), n \leq -1$$

So, system is linear.

$$= \text{Lt}_{s \rightarrow \infty} \frac{5 \times s}{s(s^2 + 3s + 2)} = 0$$

Q.6 (a)

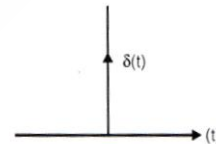
$$s(t) = 8 \cos\left(\frac{\pi}{2} - 20\pi t\right)$$

$$4 \sin 15 \pi t$$

$$= 8 \sin 20 \pi t + 4 \sin 15 \pi t$$

$$P = \frac{8^2}{2} + \frac{4^2}{2} = 32 + 8 = 40$$

Q.7 (d)



Q.4 (a)

$$x(n) = [-4 - j5, 1 + 2j, 4]$$

$$x^*(-n) = [4 \ 1 - 2j, -4 + j5]$$

$$x_{\text{CAS}}(n) = \frac{x(n) \cdot x^*(-n)}{2}$$

$$= [-4 - 2.5j, 2j, 4 - j2.5]$$

Q.8 (c)

$$y[n] = \left(\sin \frac{5}{6} \pi n\right) \times (n)$$

$$\text{Let } x[n] = \delta(n)$$

$$\therefore y[n] = \sin 0 = 0 (\text{bounded})$$

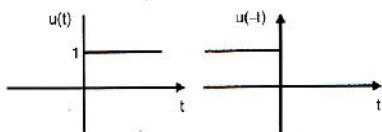
BIBO stable

Q.5 (a)

$$\text{Even part} = \frac{\alpha(t) + \alpha(-t)}{2}$$

$$\text{Odd part} = \frac{\alpha(t) - \alpha(-t)}{2}$$

$$\text{Here } \alpha(t) = u(t)$$



Q.9 (c)

A system is causal if the output at any time depends only on values of the input at the present time and in the past.

Q.10 (a)

Q.11 (d)

$$y = \int_{-\infty}^t x(\tau) \cos(3\tau) d\tau$$

$$y(t - t_0) = \int_{-\infty}^{t-t_0} x(\tau) \cos(3\tau) d\tau$$

# GATE QUESTIONS (ELECTRICAL)



# ASSIGNMENT QUESTIONS

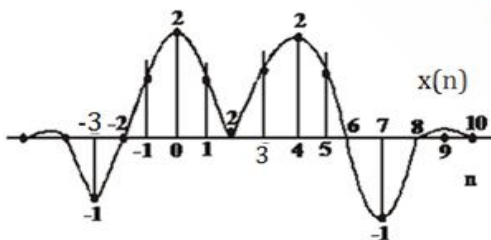
**Q.1** An input  $x[n]$  with length 3 is applied to a linear time invariant system having an impulse response  $h[n]$  of length 5, and  $Y(\omega)$  is the DTFT of the output  $y[n]$  of the system. If  $|h[n]| \leq L$  and  $|x[n]| \leq B$  for all  $n$ , the maximum value of  $Y(0)$  can be

- a) 15 LB                      b) 12 LB  
c) 8 LB                         d) 7 LB

**Q.2** The two-sided Laplace transform of  $x(t) = e^{-3t}u(t) + e^{2t}u(-t)$  is

- a)  $X(s) = \frac{-5}{s^2 + s - 6}, -3 < \sigma < 2$   
b)  $X(s) = \frac{-5}{s^2 + s - 6}, 2 < \sigma < 3$   
c)  $X(s) = \frac{-5}{s^2 + s - 6}, -3 < \sigma < -2$   
d)  $X(s) = \frac{-5}{s^2 + s - 6}, -3 < \sigma < -2$

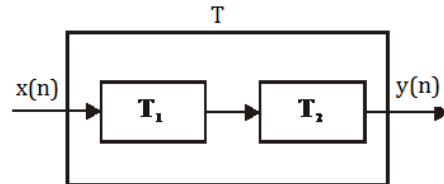
**Q.3** For the signal  $x[n]$  shown in figure  $x[n] = 0$  for  $n < -3$  and  $n > 7$ . If  $X(\omega)$  is the Fourier transform of  $x[n]$ , which one of the following is TRUE?



- a)  $X(0) = 5$   
b)  $\int_{-\pi}^{\pi} x(\omega) d\omega = 2\pi$   
c) the phase  $\angle X(\omega)$  odd function  
d)  $X(\omega) = X(-\omega)$

**Q.4** Two systems  $T_1$  and  $T_2$  are cascaded to get the system  $T$  as shown in fig

Which one of the following statements is TRUE?



- a) If both  $T_1$  and  $T_2$  are linear then  $T$  is NOT necessarily linear  
b) If both  $T_1$  and  $T_2$  are time invariant then  $T$  is NOT necessarily time invariant  
c) If both  $T_1$  and  $T_2$  are non-linear then  $T$  is NOT necessarily non-linear  
d) If both  $T_1$  and  $T_2$  are causal then  $T$  is NOT necessarily causal

**Q.5** If  $x[n] = \begin{cases} \frac{2}{\pi}, & n = 0 \\ \frac{\sin 2n}{\pi n}, & n \neq 0 \end{cases}$ , the energy

of  $x[n]$  is

- a)  $\frac{2}{\pi}$                                       b)  $\frac{1}{\pi}$   
c)  $\frac{1}{2\pi}$                                       d)  $\frac{3}{\pi}$

**Q.6** The pole-zero plot of the transfer function ( $H_a(s)$ ) of a linear time invariant system in  $s$ -plane is shown in Fig. The corresponding impulse response  $h_a(t)$  is sampled at 2Hz to get the discrete-time impulse response sequence  $h[n]$ . If the right half of the  $s$ -plane is mapped into the outside of the unit circle, which one of the following shows the equivalent pole-zero plot of  $H(z)$  in the  $z$ -plane (the concentric circles are  $|z| = \frac{1}{e}$  and  $|z| = 1$ )?

# EXPLANATIONS

**Q.1 (d)**  
 $x(n) \rightarrow M = 3$   
 $h(n) \rightarrow N = 5$   
 $y(n) \rightarrow M + N - 1 = 7$   
 DTFT of the output  $y[n] \rightarrow Y(\omega)$

$$y(n) = \sum_{k=-\infty}^{\infty} h(k) x(n-k)$$

$$y[e^{j\Omega}] = \sum_{k=-\infty}^{\infty} |h(k)| |x(k)| e^{-j\Omega n}$$

$$Y[0]_{\max} = \sum_{k=-\infty}^{\infty} L.B$$

$$Y(0) \rightarrow 7 \quad (|h[n]| \leq L \quad X |x[n]| \leq B) =$$

7LB

**Q.2 (a)**  
 $x(t) = e^{-3t} u(t) + e^{2t} u(-t)$   
 two-sided Laplace transform  
 $e^{-3t} u(t) \quad + \quad e^{2t} u(-t)$

$$\begin{array}{ccc} \downarrow & & \downarrow \\ \frac{1}{s+3}, \operatorname{Re}(s) > -3 & & -\frac{1}{s-2}, \operatorname{Re}(s) < 2 \\ -3 < \operatorname{Re}(s) < 2 & & \\ \frac{1}{s+3} - \frac{1}{s-2} & & \\ \frac{-5}{s^2+s-6} & & \end{array}$$

**Q.3 (c)**

(a)  $X(0) = \sum_{n=-3}^7 x(n)$   
 $= -1 + 0 + 1 + 2 + 1 + 0 + 1 + 2 + 1$

$X(0) = 6$  False

(b)  $x(n) = \frac{1}{2\pi} \int_{-\pi}^{\pi} X(\Omega) e^{j\Omega n} d\Omega$

$2\pi x(0) = \frac{1}{2\pi} \int_{-\pi}^{\pi} X(\Omega) d\Omega$

$= 2\pi \times 2 = 4\pi$  False

(c)  $X(\omega) = X(-\omega)$   
 $|X(\omega)| \rightarrow$  even function  
 $\angle X(\omega) \rightarrow$  odd function

True  
 (d) False

**Q.4 (a)**  
 Multiplication of two linear system  $T_1$  and  $T_2$  result will be non linear

**Q.5 (a)**

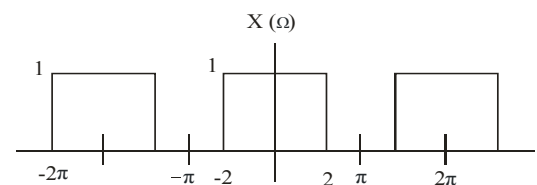
If  $x[n] = \begin{cases} \frac{2}{\pi}, & n=0 \\ \frac{\sin 2n}{\pi n}, & n \neq 0 \end{cases}$

$x[n] = \begin{cases} \frac{2}{\pi}; & n=0 \\ \frac{2 \sin 2n}{\pi n}; & n \neq 0 \end{cases}$

$x(n) \xleftrightarrow{DTFT} X(e^{j\Omega})$

$\frac{\sin Wn}{\pi n} \xleftrightarrow{DTFT} X(\Omega)$   
 $= \begin{cases} 1 & |\Omega| \leq W \\ 0 & W \leq |\Omega| \leq \pi \end{cases}$

$\frac{\sin 2n}{\pi n} \leftrightarrow X(\Omega)$   
 $= \begin{cases} 1 & |\Omega| \leq 2 \\ 0 & 2 \leq |\Omega| \leq \pi \end{cases}$



**By parseval's Theorems**

$$E = \sum_{n=-\infty}^{\infty} |x(n)|^2 = \int_{-W}^W 1(d\Omega)$$

$$= \frac{1}{2\pi} \int_{-2}^2 d\Omega$$

$$E = \frac{1}{2\pi} \times 4 = \frac{2}{\pi}$$

**Q.6 (b)**

$$H_a(S) = \frac{k(s+2) \left( s^2 + \frac{\pi^2}{4} \right)}{s(s+2) + \pi^2}$$